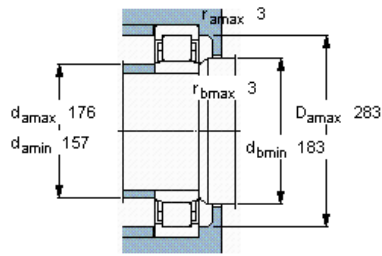
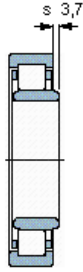
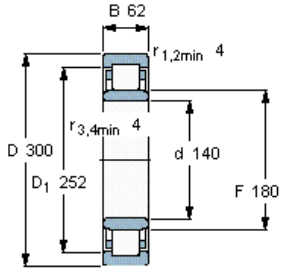
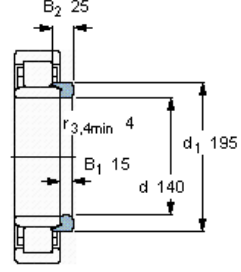


Cylindrical roller bearings, single row

| Principal dimensions | | | Basic load ratings | | Designation | Angle ring |
|----------------------|-----|----|--------------------|--------------|-------------------------------|-------------|
| d | D | B | dynamic C | static C0 | * SKF Explorer bearing | Designation |
| mm | | | kN | | - | - |
| 140 | 300 | 62 | 780 | 830 | NU 328 ECM * | HJ 328 EC |



Calculation factors
 k_r 0,15
 e 0,2 γ 0,6



HJ 328 EC
 Mass kg 2